

TO TRACTOR HITCH

24' CAN Extension Cable
260715

Drill Node Cable
260778

CAN Terminator
260743

Cable Amplifier
401727

LOAD CELL EXT CABLE 40'
257208

PFS LOAD CELL
257200

AMPLIFIER
401726

Smart Hitch Node
401728

To Smart Hitch Hall Effect Sensor

Smart Hitch

Cable, Smart Hitch
401729

Left Solenoid
Right Solenoid

10' Cable - 401575

26' Cable - 401577

Power Stripe

Grounding Stripe

DIN L (FRONT CYLINDER)

DIN L (REAR CYLINDER)

DIN R (FRONT CYLINDER)

DIN R (REAR CYLINDER)

Cable 6" Wing Locks
401538

Cable HYD BLOCK
401534

Cable HYD BLOCK 401534

Cable HYD BLOCK
401534

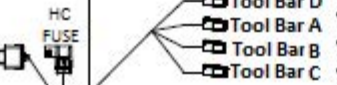
TOOL BAR C - OUTER WING FOLD
TOOL BAR A - LEFT WING LOCK
TOOL BAR B - RIGHT WING LOCK
TOOL BAR D - INNER WING FOLD



Drill Node
260779

HC FUSE

LOGIC FUSE



Tool Bar D

Tool Bar A

Tool Bar B

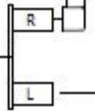
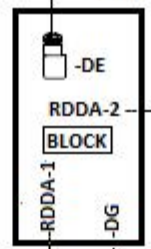
Tool Bar C

PWM

Packing Pressure Master

FAN 1

FAN 2



Cable HYD BLOCK
401534

Cable HYD BLOCK
401534

