

## NEW DISTRIBUTION MANIFOLD FOR SM15

SeedMaster is excited to announce the release of a newly designed distribution manifold. The new manifold design is more resistant to blockages in large seed sizes vs other manifold designs. The maintenance-free design uses 2.5" inlet pipe that has a steel choke insert welded inside. It is a two piece design with the head being clamped onto the inlet with an exhaust style clamp. The new manifold is available in a 6, 8 or 10 outlet configuration allowing SeedMaster to offer an even larger list of drill sizes with various row spacing. The new manifold has recently hit our production line and is being fitted onto SM15 machines.



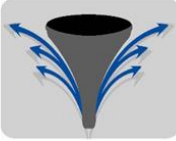



8 RUN DISTRIBUTION MANIFOLD



10 RUN DISTRIBUTION MANIFOLD

The new manifold design utilizes two types of rubber inserts for guiding product in the manifold head. There is a flat insert that is used for fertilizer and a gradual point insert that is used for seed.

 <ul style="list-style-type: none"> <li>✓ The flat insert provides excellent division at high rates of fertilizer.</li> <li>✓ The inserts are easy to change so they can be swapped to suit the application.</li> </ul> 	 <ul style="list-style-type: none"> <li>✓ The Cone shaped inserts optimize the separation of the seed.</li> <li>✓ Low seed rates provide even division and distribution.</li> </ul> 
<p>FERTILIZER INSERT</p>	<p>SEED INSERT</p>

We thank you for maintaining your SeedMaster equipment. If you have any questions, please contact your [SeedMaster Certified Dealer](#) directly.